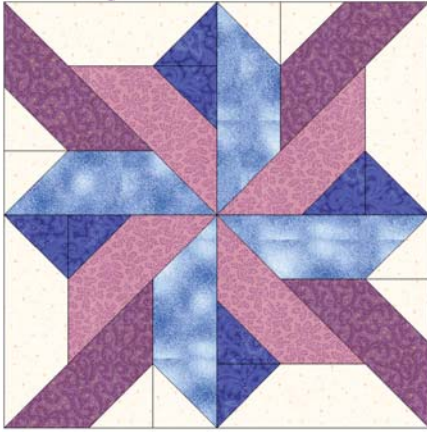


July



Larkspur

12" Block Yardage

Fabric	Yardage	# of Patches
white background	1/4	12
light blue	1/4	4
dark blue	1/8	8
light purple	1/4	4
dark purple	1/4	4

24" Block Yardage

Fabric	Yardage	# of Patches
white background	3/4	12
light blue	3/8	4
dark blue	1/8	8
light purple	1/4	4
dark purple	1/4	4

12" Block Rotary Cutting Directions

Background Fabric - White

Letter	Cut	Dimensions	Notes	Total Needed
A	4	7 ¹ / ₄ " x 2 ¹ / ₄ "	See template for 45° angle	4
B	4	2 ⁵ / ₈ " Square	Cut once = 1/2 Square Triangle	8

Light Blue

Letter	Cut	Dimensions	Notes	Total Needed
A	4	7 ¹ / ₄ " x 2 ¹ / ₄ "	See template for 45° angle	4

Dark Blue

Letter	Cut	Dimensions	Notes	Total Needed
B	4	2 ⁵ / ₈ " Square	Cut once = 1/2 Square Triangle	8

Light Purple

Letter	Cut	Dimensions	Notes	Total Needed
C	4	7 ¹ / ₈ " x 2 ¹ / ₄ "	See template for 45° angle	4

Dark Purple

Letter	Cut	Dimensions	Notes	Total Needed
C	4	7 ¹ / ₈ " x 2 ¹ / ₄ "	See template for 45° angle	4

24" Block Rotary Cutting Directions

Background Fabric - White

Letter	Cut	Dimensions	Notes	Total Needed
A	4	13 ¹ / ₄ " x 4 ¹ / ₈ "	See template for 45° angle	4
B	4	4 ¹ / ₂ " Square	Cut once = 1/2 Square Triangle	8

Light Blue

Letter	Cut	Dimensions	Notes	Total Needed
A	4	4 ¹ / ₈ " x 13 ¹ / ₄ "	See template for 45° angle	4

Dark Blue

Letter	Cut	Dimensions	Notes	Total Needed
B	4	4 ¹ / ₂ " Square	Cut once = 1/2 Square Triangle	8

Light Purple

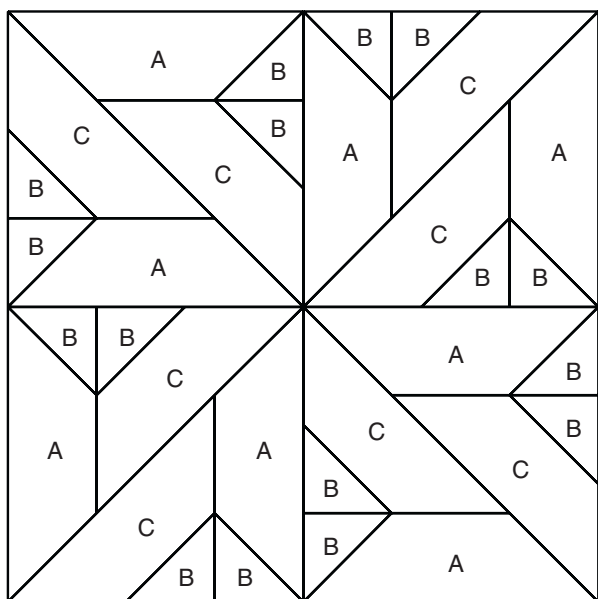
Letter	Cut	Dimensions	Notes	Total Needed
C	4	13 ¹ / ₈ " x 3 ⁷ / ₈ "	See template for 45° angle	4

Dark Purple

Letter	Cut	Dimensions	Notes	Total Needed
C	4	13 ¹ / ₈ " x 3 ⁷ / ₈ "	See template for 45° angle	4

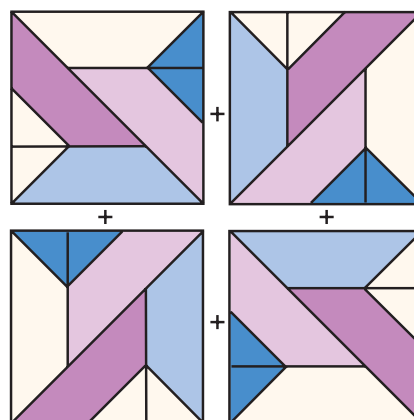


Piecing Diagram



Block Assembly

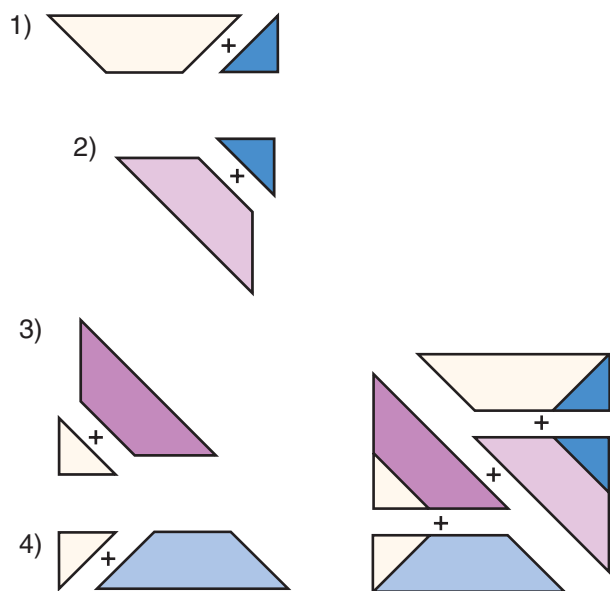
Lay out the units using the illustration as a guide. Sew them together to complete the block.



Block Piecing

This block consists of one unit that is made four times and stitched together as a Four Patch block.

1. Make Unit 1:

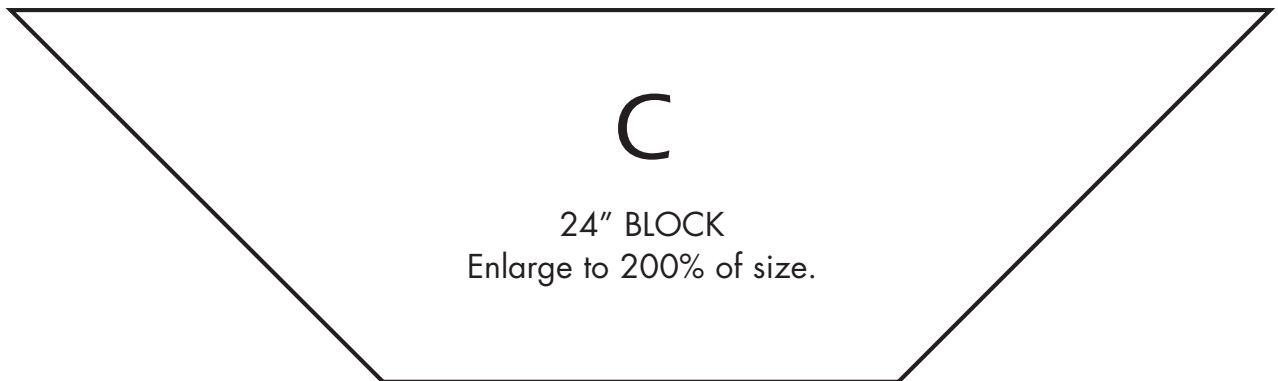
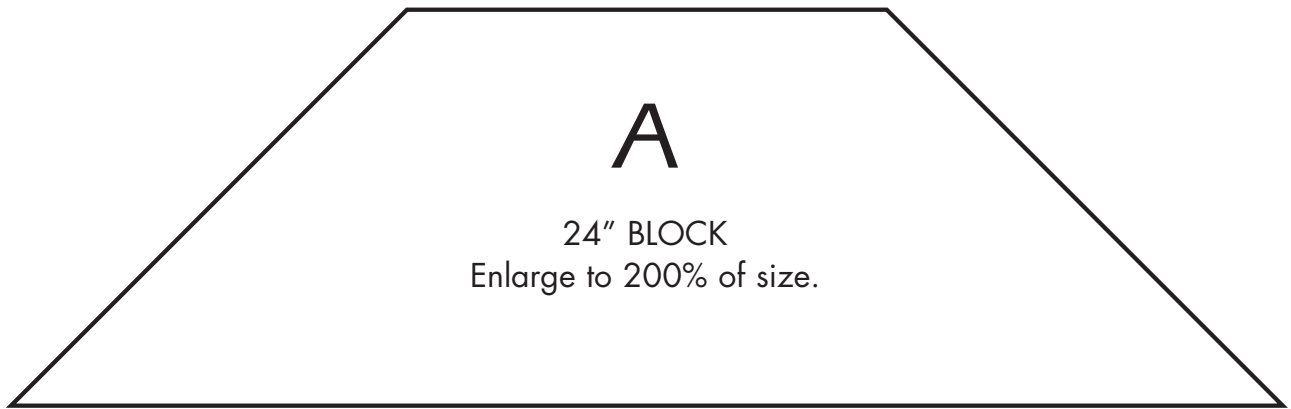
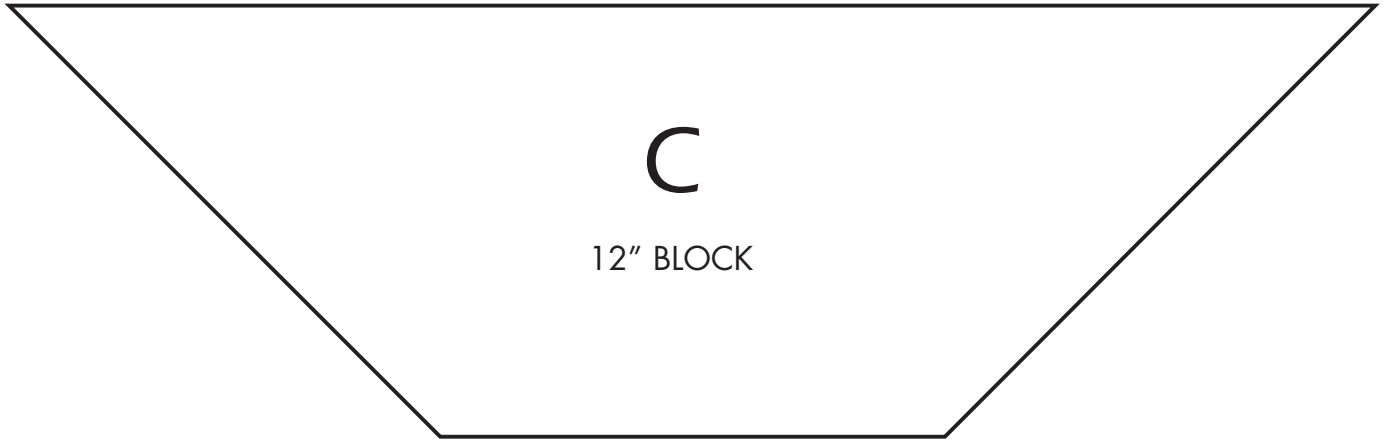
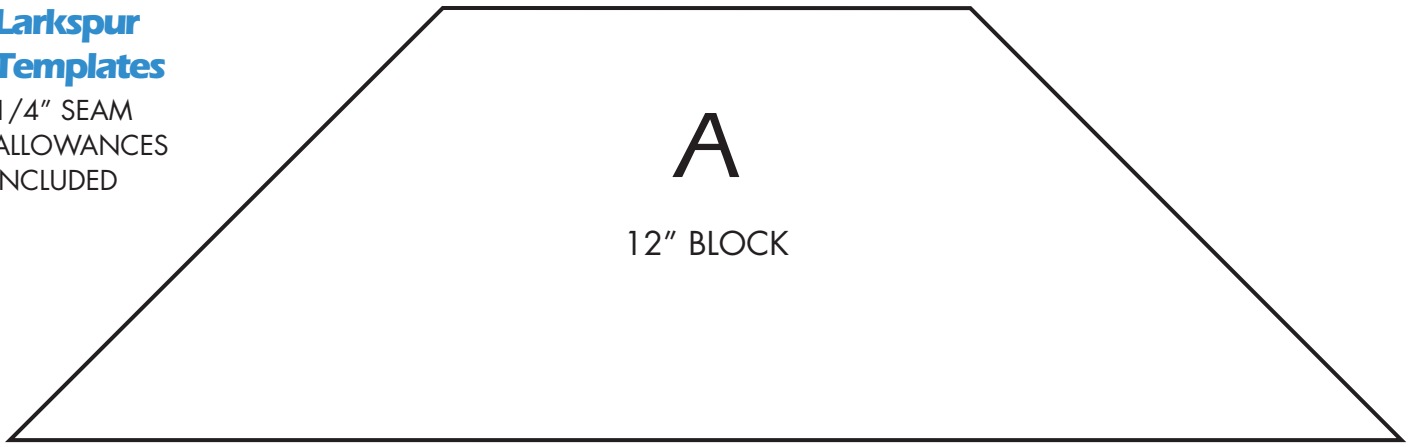


2. Repeat three times to make four units total.




**Larkspur
Templates**

1/4" SEAM
ALLOWANCES
INCLUDED



Additional Ideas



Larkspur 24"-Center Wall Hanging

Finished size 49" x 49"

To make the Larkspur Wall Hanging II you will need:

one 24" Larkspur Block

pieced Border

Fabric	Yardage
green fabric	1½ yd
Cut 2 – 177/8" sq. cut once = 1/2 sq. triangle = 4 patches	
lt blue fabric	3/4 yd
Cut 4 – 127/8" sq. cut once = 1/2 sq. triangle = 8 patches	
dk blue fabric	3/4 yd
Cut 4 – 12½" sq. = 4 patches	

Assemble border and apply to block as shown.

Finish as desired.

Backing – coordinating fabric 3¼ yd

Binding – dark purple fabric 1/2 yd (cut 2½" wide)



Larkspur 2x2 Wall Hanging

Finished size 31" x 31"

You will need:

four 12" Larkspur Blocks

sashing and corner squares

Fabric	Yardage	Patches	Patch Size
dark blue fabric	1/8 yd	9	2½" x 2½" (corner squares)
light blue fabric	3/8 yd	12	2½" x 12½" (sashing)

Assemble sashing and corner squares and apply to blocks as shown.


Finish as desired.

Backing – coordinating fabric 1⅛ yd

Binding – dark blue fabric 1/3 yd (cut 2½" wide)

These yardage estimates assume that long strips are NOT pieced (single strip of fabric)





Larkspur Trellis Quilt

Finished size 73" x 73"

You will need:

12 - 12" Larkspur Blocks

13 - 12" Trellis Blocks

sashing and corner squares


Fabric	Yardage	Patches	Patch Size
green fabric	1/8 yd	36	2½" x 2½" (corner squares)
green fabric	1½ yds	60	2½" x 12½" (sashing)

Sew corner squares and sashing as shown.

Finish as desired.

Backing – coordinating fabric 6¾ yd

Binding – light blue fabric 5/8 yd (cut 2½" wide)



Larkspur 4x4 Quilt

Finished size 57" x 57"

You will need:

16 - 12" Larkspur Blocks

first border

Fabric	Yardage
green fabric	1½ yd
Cut 2 strips 1½" x 48½"	
Cut 2 strips 1½" x 50½"	

second border

Fabric	Yardage
purple fabric	1 ⁵ / ₈ yd
Cut 2 strips 3½" x 50½"	
Cut 2 strips 3½" x 56½"	

Assemble blocks and sew borders to quilt top as shown.

Finish as desired.

Backing – coordinating fabric 3⁵/₈ yd

Binding – dark blue fabric 1/2 yd (cut 2½" wide)

These yardage estimates assume that long strips are NOT pieced (single strip of fabric)

